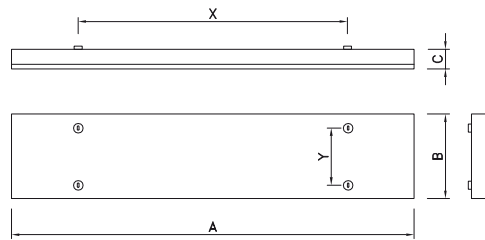
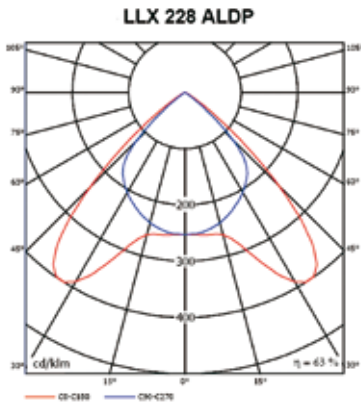



## ECOLUXX LLX ALDP T5

### Louvres fittings



LLX228ALDPT5



**Body:**

White painted (RAL 9003) metal sheet

**Optic:**

ALDP double parabolic louvre ALDP T5 category 2 of highly polished aluminium

**Wiring:**

- EP high frequency ballast
- EPSA HFB analogue dimmable 1–10 V
- EPSD HFB digital dim

**Application:**

These light fittings can be used for surface mounting or suspension.

**Accessories:**

- Tube suspension 54107, 54108, 54109, 54110, 54111, 54112
- Cord suspension 54103
- Protection grid OM

**Versions:**

- NZ emergency pack
- RAL9006 finished in RAL 9006

**Note:**

Recommended as surface mounted fitting. When the light fittings are suspended, they should be hung by 4 cords or tubes.



	#	W	A	B	C	X	Y	kg
LLX128 (54) ALDP	NZ	1x28 (54)	1213	153	65	900	100	3,0
LLX228 (54) ALDP	NZ	2x28 (54)	1213	238	65	900	150	4,0
LLX135 (49) ALDP	NZ	1x35 (49)	1513	153	65	1200	100	4,0
LLX235 (49) ALDP	NZ	2x35 (49)	1513	238	65	1200	150	5,5

# – add to the basic code