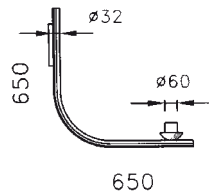
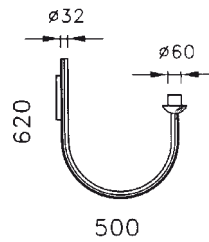


# ECOLUXX SL, SLX

**RM 400A**  
bracket for poles SL, SLX

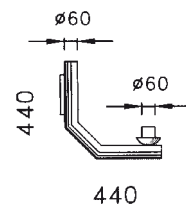


**RM 400E**  
bracket for poles SL, SLX



For use with lampshade downward, it is necessary to order shoulder with shelter (RM400AK or RM400EK).

**RMX 400**  
bracket for wall mounting



## SL

**Body:**  
Metal post for street light fittings – Ø 89 / 60 mm.

**Accessories:**  
Terminal block SV400.

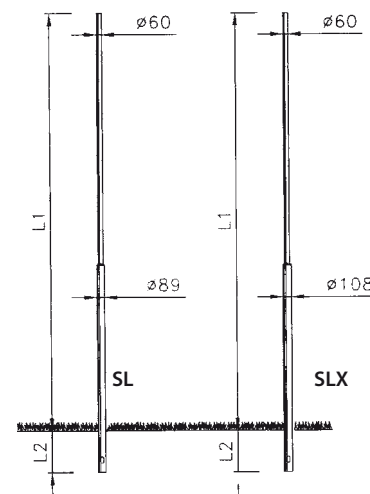

**Versions:**  
Surface treatment:  
– ZZ zinc-coated  
– C black  
– M metallizing

## SLX

**Body:**  
Metal post for street light fittings – Ø 108 / 60 mm.

**Accessories:**  
Terminal block SVA

**Versions:**  
Surface treatment:  
– ZZ zinc-coated  
– C black  
– M metallizing



SL/SLX Code	Hight-L1 (mm)	Hight-L2 (mm)	Ø 1 (mm)	Ø 2 (mm)
SL2000	2000	500	60	89
SL3000	3000	500	60	89
SL4000	4000	500	60	89
SL5000	5000	500	60	89
SLX2000	2000	500	60	108
SLX3000	3000	500	60	108
SLX4000	4000	500	60	108
SLX5000	5000	500	60	108